

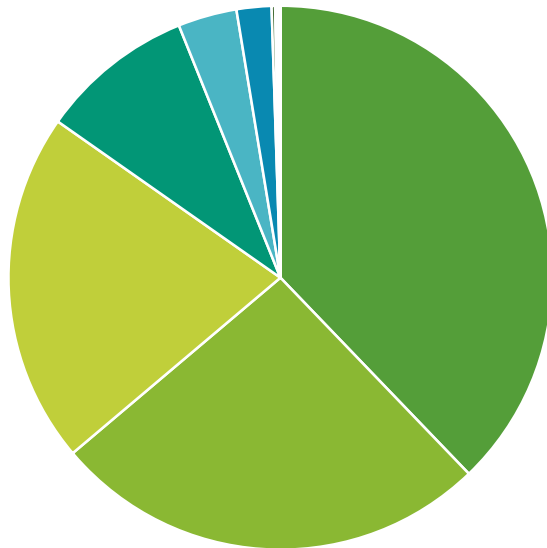
CULTIVATED SURFACE
for vinification

Ha: **9.850**
Ac: **24.340,34**

27.48%
of white varieties

4.98%
of the country's total surface

DISTRIBUTION BY PROVINCE



PROVINCE	Hectares	Acres	% Variety
Mendoza	3724,1	9.202,62	37,81%
San Juan	2563,0	6.333,43	26,02%
La Rioja	2058,7	5.087,25	20,90%
Salta	903,6	2.232,89	9,17%
Catamarca	344,5	851,29	3,50%
Río Negro	204,3	504,85	2,07%
Tucumán	21,1	52,16	0,21%
Neuquén	14,0	34,60	0,14%
Córdoba	11,4	28,17	0,12%
La Pampa	2,7	6,67	0,03%
Chubut	2,0	4,94	0,02%
Buenos Aires	0,3	0,74	0,00%
Jujuy	0,1	0,25	0,00%
Other provinces	0,2	0,47	0,00%

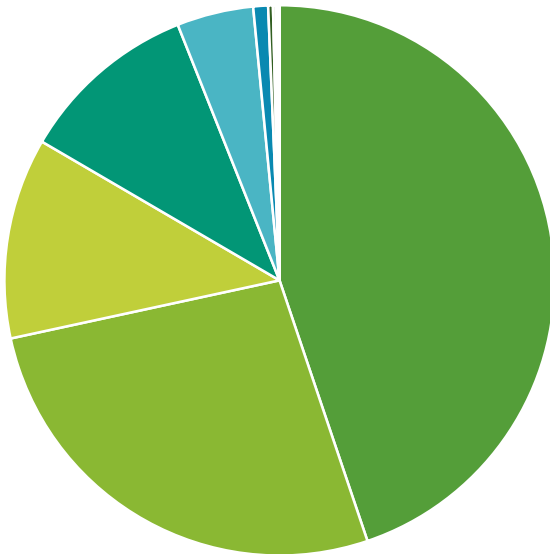
CULTIVATED SURFACE
for vinification

Ha: **7.658,90**
Ac: **18.925,91**

21.37%
of white varieties

3.87%
of the country's total surface

DISTRIBUTION BY PROVINCE



PROVINCE	Hectares	Acres	% Variety
Mendoza	3432,8	8.482,79	44,82%
La Rioja	2052,2	5.071,19	26,79%
Salta	903,6	2.232,89	11,80%
San Juan	808,6	1.998,13	10,56%
Catamarca	344,5	851,29	4,50%
Río Negro	66,7	164,82	0,87%
Tucumán	21,1	52,14	0,28%
Neuquén	12,6	31,14	0,16%
Córdoba	11,4	28,17	0,15%
La Pampa	2,7	6,67	0,04%
Chubut	2,0	4,94	0,03%
Jujuy	0,1	0,25	0,00%
Buenos Aires	0,3	0,74	0,00%
Other provinces	0,3	0,74	0,00%

TORRONTÉS SANJUANINO

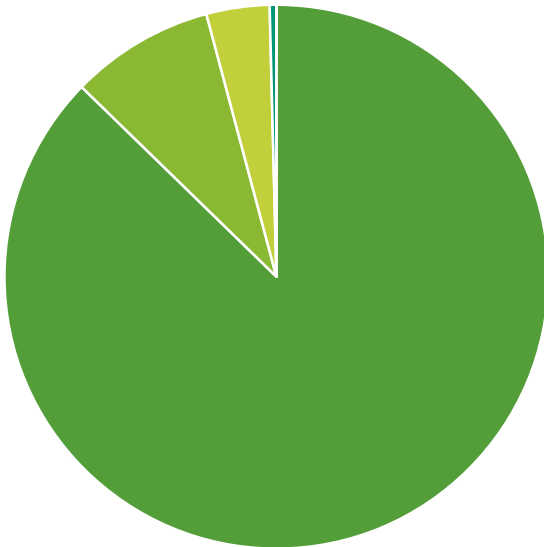
CULTIVATED SURFACE
for vinification

Ha: **1.627,80**
Ac: **4.022,46**

4.54%
of white varieties

0.82%
of the country's total surface

DISTRIBUTION BY PROVINCE



PROVINCE	Hectares	Acres	% Variety
■ San Juan	1420,9	3.511,19	87,29%
■ Mendoza	139,3	344,22	8,56%
■ Río Negro	61,1	150,98	3,75%
■ La Rioja	6,5	16,06	0,40%
■ Tucumán	0,01	0,02	0,00%

TORRONTÉS MENDOCINO

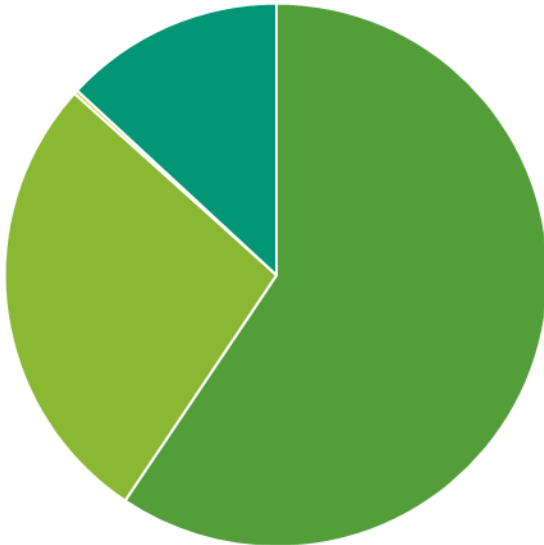
CULTIVATED SURFACE
for vinification

Ha: **563,30**
Ac: **1.391,97**

1.57%
of white varieties

0.28%
of the country's total surface

DISTRIBUTION BY PROVINCE



PROVINCE	Hectares	Acres	% Variety
■ San Juan	333,5	824,11	59,20%
■ Mendoza	152,0	375,61	26,98%
■ Río Negro	76,5	189,04	13,58%
■ Neuquén	1,4	3,46	0,25%